


Instruction number
N2V_U-STRONG_V1
Release date
08.11.2024



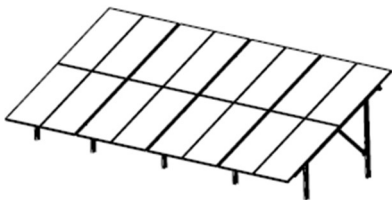

4 PANELS



8 PANELS




12 PANELS



16 PANELS



	N2V U-STRONG	MANUAL	WIND 28 m/s SNOW 1,6 kN/m²	Instruction number
				N2V_U-STRONG_V1
				Release date
				08.11.2024

UK

Technical Information:

Average wind speed: 28 m/s

Snow load: 1.6 kN/m²

Characteristic resultant pressure: 1.679 kN/m²

Important:

Before assembly, verify that the construction meets local requirements, considering environmental exposure specific to the location. Consultation with a licensed structural engineer is required

PL

Informacje techniczne:

Średnia prędkość wiatru: 28 m/s

Obciążenie śniegiem: 1,6 kN/m²

Charakterystyczne ciśnienie wypadkowe: 1.679 kN/m²

Ważne:

Przed montażem należy sprawdzić, czy konstrukcja spełnia wymagania lokalne, uwzględniając ekspozycję na warunki środowiskowe w danej lokalizacji. Wymagana konsultacja z uprawnionym projektantem budowlanym.

DE

Technische Informationen:

Durchschnittliche Windgeschwindigkeit: 28 m/s

Schneelast: 1,6 kN/m²

Charakteristischer resultierender Druck: 1.679 kN/m²

Wichtig:

Vor der Montage ist zu prüfen, ob die Konstruktion die örtlichen Anforderungen erfüllt, wobei die Umwelteinflüsse am jeweiligen Standort zu berücksichtigen sind. Eine Beratung durch einen zugelassenen Bauingenieur ist erforderlich.

FR

Informations techniques:

Vitesse moyenne du vent : 28 m/s

Charge de neige : 1,6 kN/m²

Pression caractéristique résultante : 1.679 kN/m²

Important

Avant le montage, vérifiez que la construction répond aux exigences locales, en tenant compte de l'exposition aux conditions environnementales spécifiques à l'emplacement. Une consultation avec un ingénieur en structure agréé est requise.

IT

Informazioni tecniche:

Velocità media del vento: 28 m/s

Carico neve: 1,6 kN/m²

Pressione caratteristica risultante: 1.679 kN/m²

Importante:

Prima del montaggio, verificare che la struttura soddisfi i requisiti locali, tenendo conto dell'esposizione alle condizioni ambientali specifiche della posizione. È richiesta la consulenza di un ingegnere strutturale autorizzato.

CS

Technické informace:

Průměrná rychlost větru: 28 m/s

Sněhové zatížení: 1,6 kN/m²

Charakteristický výsledný tlak: 1.679 kN/m²

Důležité:

Před montáží zkontrolujte, zda konstrukce splňuje místní požadavky s ohledem na vystavení konkrétním environmentálním podmínkám v dané lokalitě. Je vyžadována konzultace s autorizovaným stavebním inženýrem.

SK

Technické informácie:


Priemerná rýchlosť vetra: 28 m/s

Zaťaženie snehom: 1,6 kN/m²

Charakteristický výsledný tlak: 1.679 kN/m²

Dôležité:

Pred montážou skontrolujte, či konštrukcia spĺňa miestne požiadavky, pričom zohľadnite vystavenie špecifickým environmentálnym podmienkam danej lokality. Je potrebná konzultácia s autorizovaným stavebným inžinierom.

	N2V U-STRONG	MANUAL	WIND 28 m/s SNOW 1,6 kN/m²	Instruction number
				N2V_U-STRONG_V1
				Release date
				08.11.2024

ES

Información técnica:

Velocidad media del viento: 28 m/s

Carga de nieve: 1,6 kN/m²

Presión característica resultante: 1.679 kN/m²

Importante:

Antes del montaje, verifique que la construcción cumpla con los requisitos locales, teniendo en cuenta la exposición a las condiciones ambientales específicas de la ubicación. Se requiere la consulta con un ingeniero estructural autorizado.

PT

Informações técnicas:

Velocidade média do vento: 28 m/s

Carga de neve: 1,6 kN/m²

Pressão característica resultante: 1.679 kN/m²

Importante:

Antes da montagem, verifique se a estrutura atende aos requisitos locais, considerando a exposição às condições ambientais específicas do local. É necessária a consulta com um engenheiro estrutural licenciado.

RO

Informații tehnice:

Viteza medie a vântului: 28 m/s

Încărcare de zăpadă: 1,6 kN/m²

Presiunea caracteristică rezultantă: 1.679 kN/m²

Important:

Înainte de montaj, verificați dacă structura îndeplinește cerințele locale, luând în considerare expunerea la condițiile de mediu specifice locației. Este necesară consultarea unui inginer constructor autorizat.

NL

Technische informatie:

Gemiddelde windsnelheid: 28 m/s

Sneeuwbelasting: 1,6 kN/m²

Kenmerkende resulterende druk: 1.679 kN/m²

Belangrijk:

Controleer vóór de montage of de constructie voldoet aan de lokale vereisten, rekening houdend met de blootstelling aan specifieke omgevingsomstandigheden op de locatie. Overleg met een erkende bouwkundig ingenieur is vereist.

SV

Teknisk information:

Genomsnittlig vindhastighet: 28 m/s

Snölast: 1,6 kN/m²

Karakteristiskt resultattryck: 1.679 kN/m²

Viktigt:

Innan montering, kontrollera att konstruktionen uppfyller lokala krav med hänsyn till exponering för miljöförhållanden på platsen. Rådgör med en behörig byggnadsingenjör.

HU

Műszaki információk:

Átlagos szélsősebesség: 28 m/s

Hóterhelés: 1,6 kN/m²

Jellemző eredő nyomás: 1.679 kN/m²

Fontos:

A szerelés előtt ellenőrizze, hogy a szerkezet megfelel-e a helyi követelményeknek, figyelembe véve a helyi környezeti feltételeket. Konzultáció egy engedéllyel rendelkező építési mérnökkel szükséges.

EL

Τεχνικές πληροφορίες:


Μέση ταχύτητα ανέμου: 28 m/s

Φορτίο χιονιού: 1,6 kN/m²

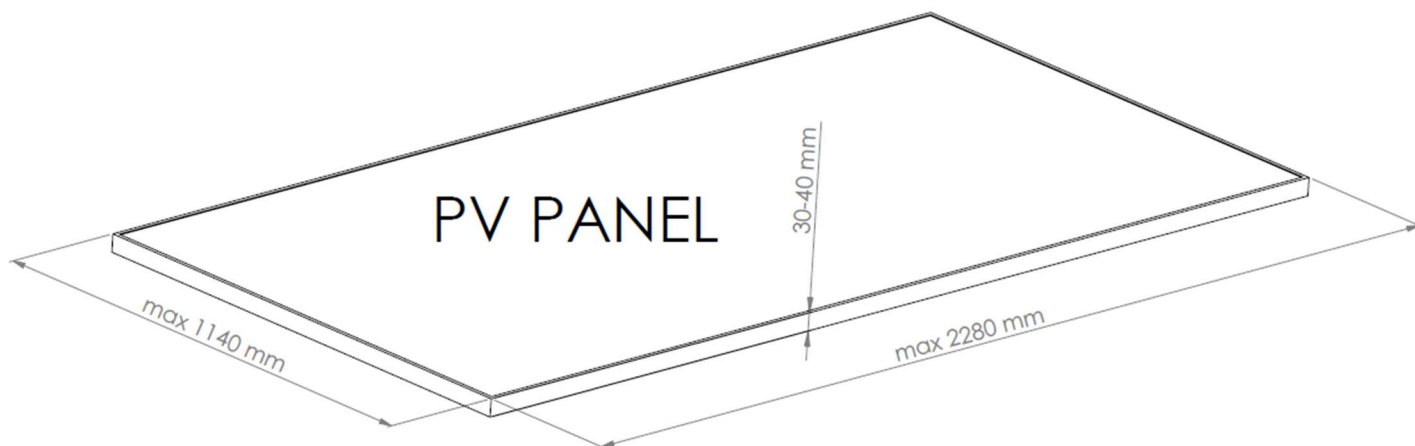
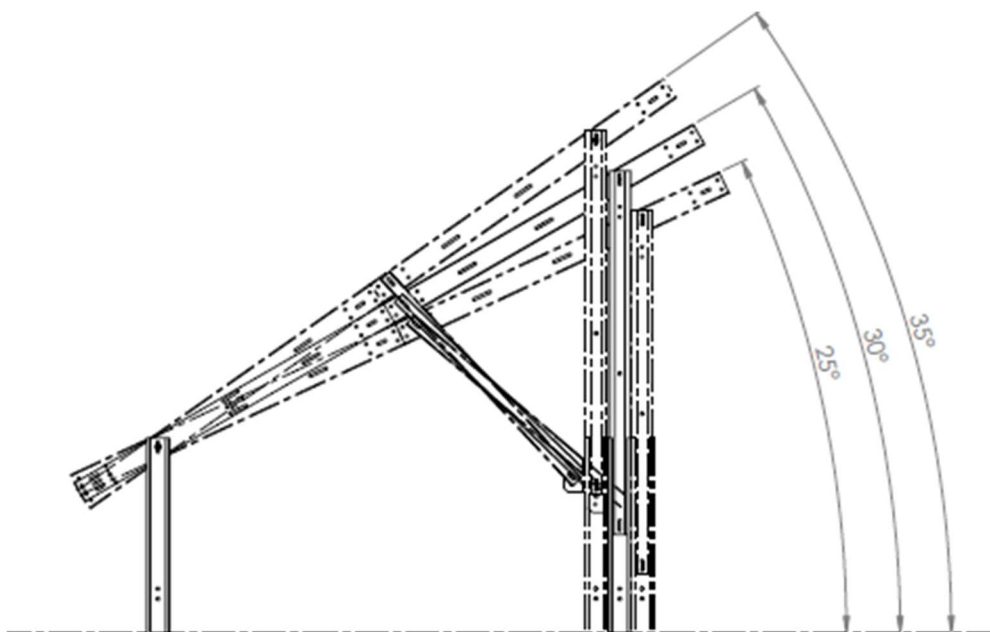
Χαρακτηριστική συνισταμένη πίεση: 1.679 kN/m²


Σημαντικό:

Πριν από τη συναρμολόγηση, βεβαιωθείτε ότι η κατασκευή πληροί τις τοπικές απαιτήσεις, λαμβάνοντας υπόψη την έκθεση στις περιβαλλοντικές συνθήκες της συγκεκριμένης τοποθεσίας. Απαιτείται διαβούλευση με εξουσιοδοτημένο πολιτικό μηχανικό.

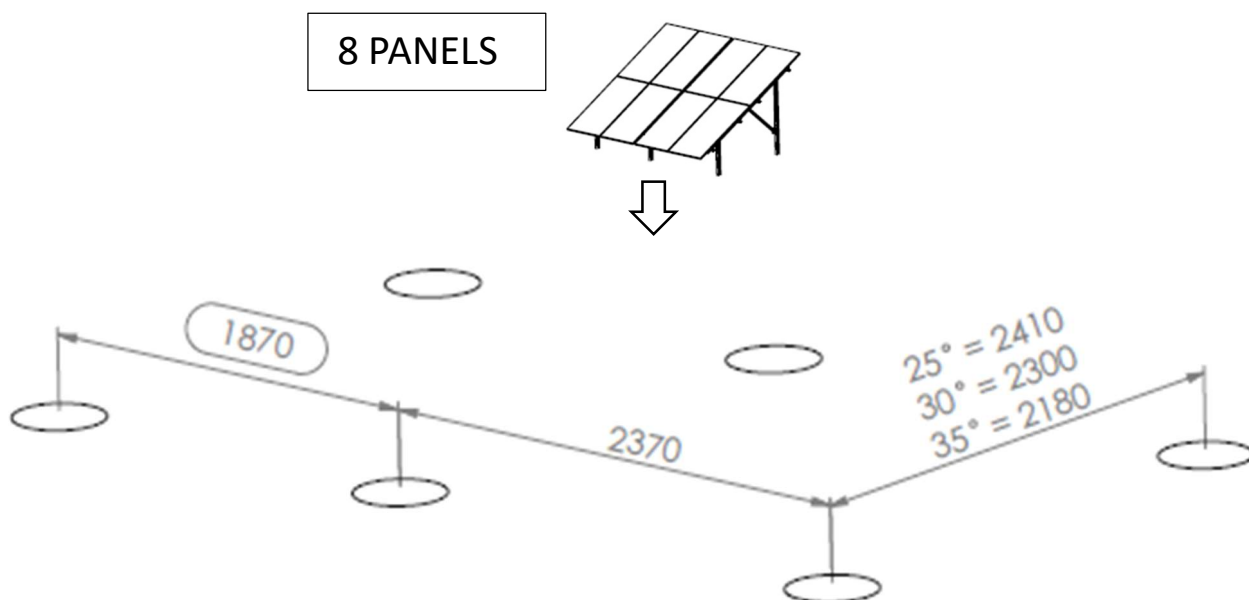
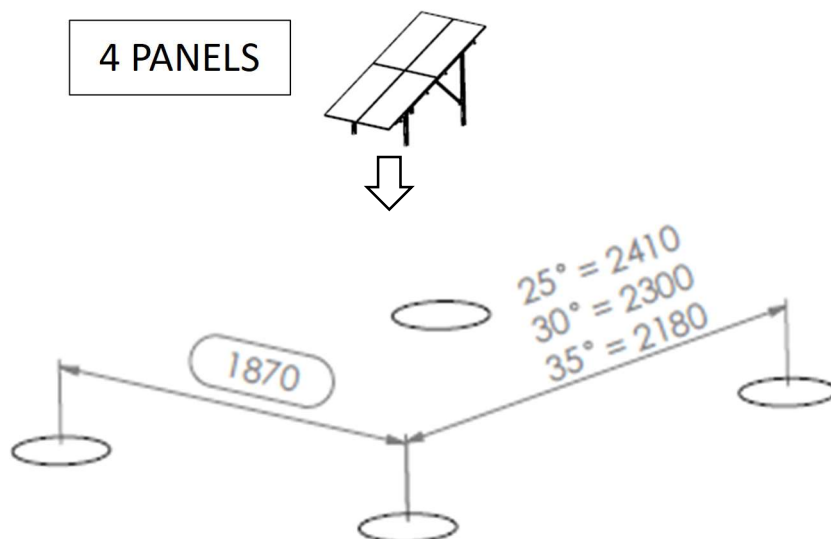
 SYNERGA	N2V U-STRONG	MANUAL	WIND 28 m/s SNOW 1,6 kN/m²	Instruction number
				N2V_U-STRONG_V1
				Release date
				08.11.2024


STEP1



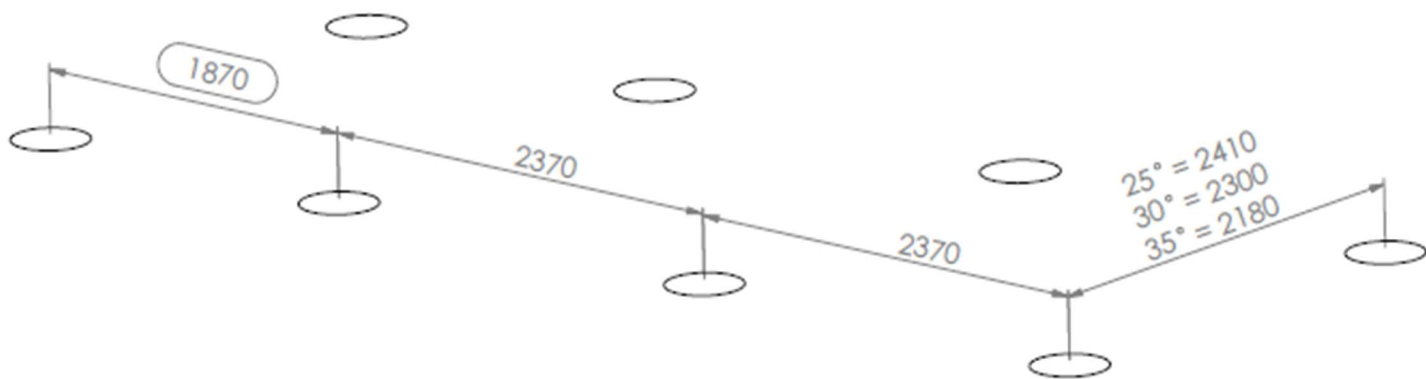
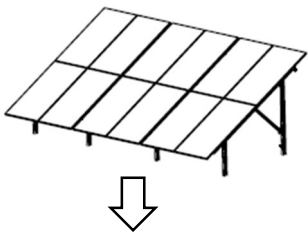
	N2V U-STRONG	MANUAL	WIND 28 m/s SNOW 1,6 kN/m²	Instruction number
				N2V_U-STRONG_V1
				Release date
				08.11.2024

STEP2

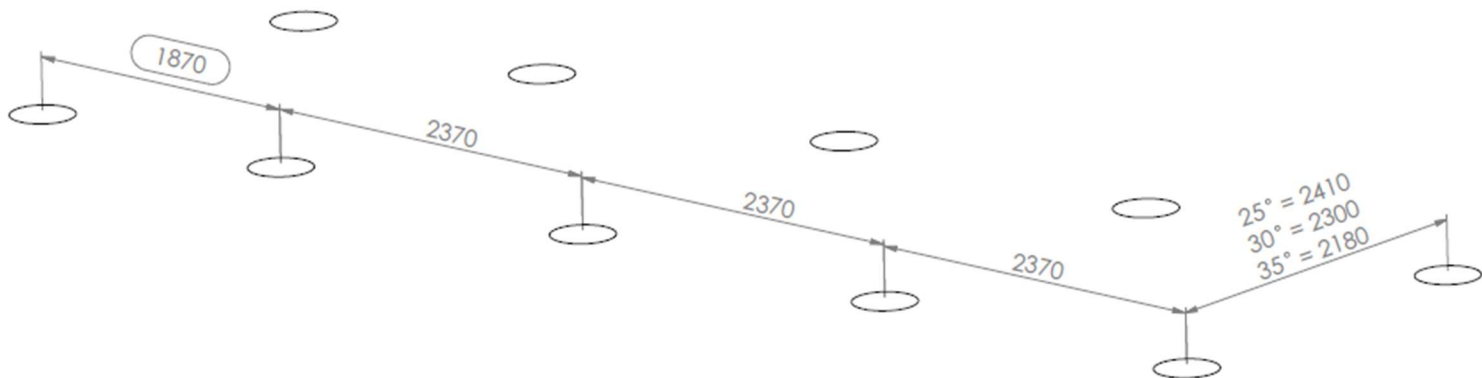
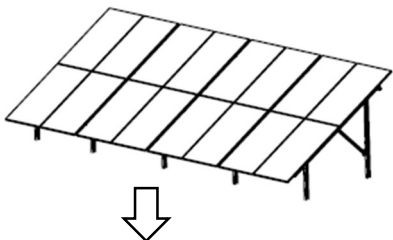



	N2V U-STRONG	MANUAL	WIND 28 m/s SNOW 1,6 kN/m²	Instruction number
				N2V_U-STRONG_V1
				Release date
				08.11.2024

12 PANELS

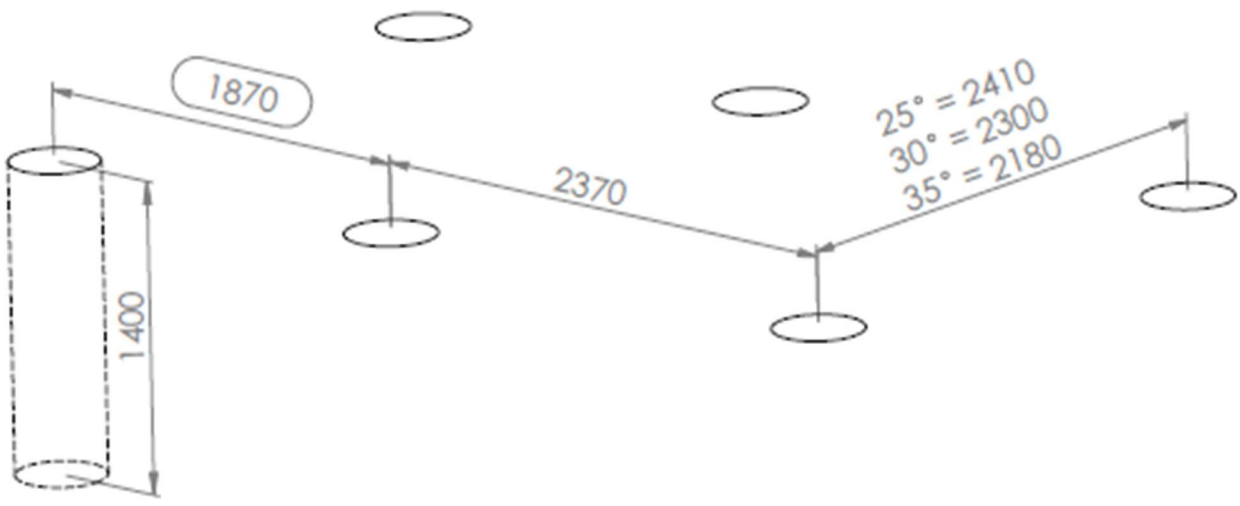
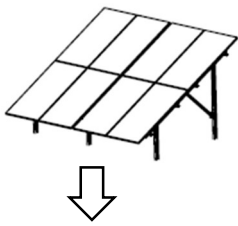



16 PANELS



	N2V U-STRONG	MANUAL	WIND 28 m/s SNOW 1,6 kN/m²	Instruction number
				N2V_U-STRONG_V1
				Release date
				08.11.2024

STEP 3

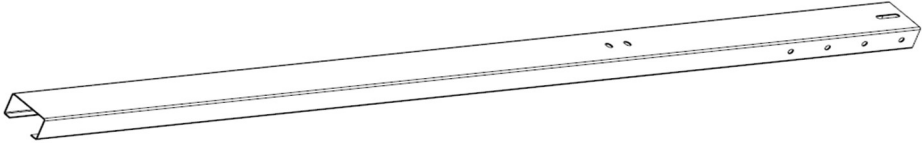

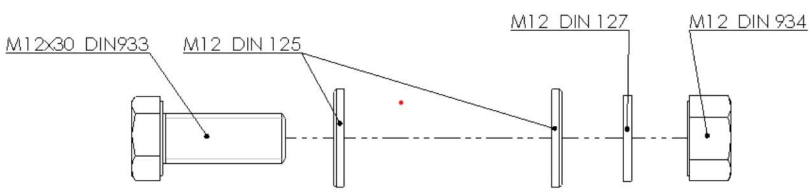


	N2V U-STRONG	MANUAL	WIND 28 m/s SNOW 1,6 kN/m2	Instruction number
				N2V_U-STRONG_V1
				Release date
				08.11.2024

STEP 4

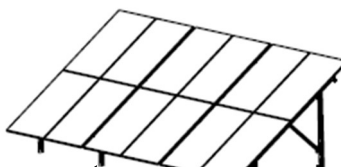


Concrete of class B20/25

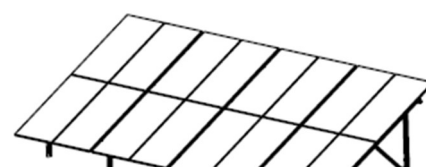
1	MS-02	
2	MS-01	
3	SET 1	



MS-02
+
MS-01

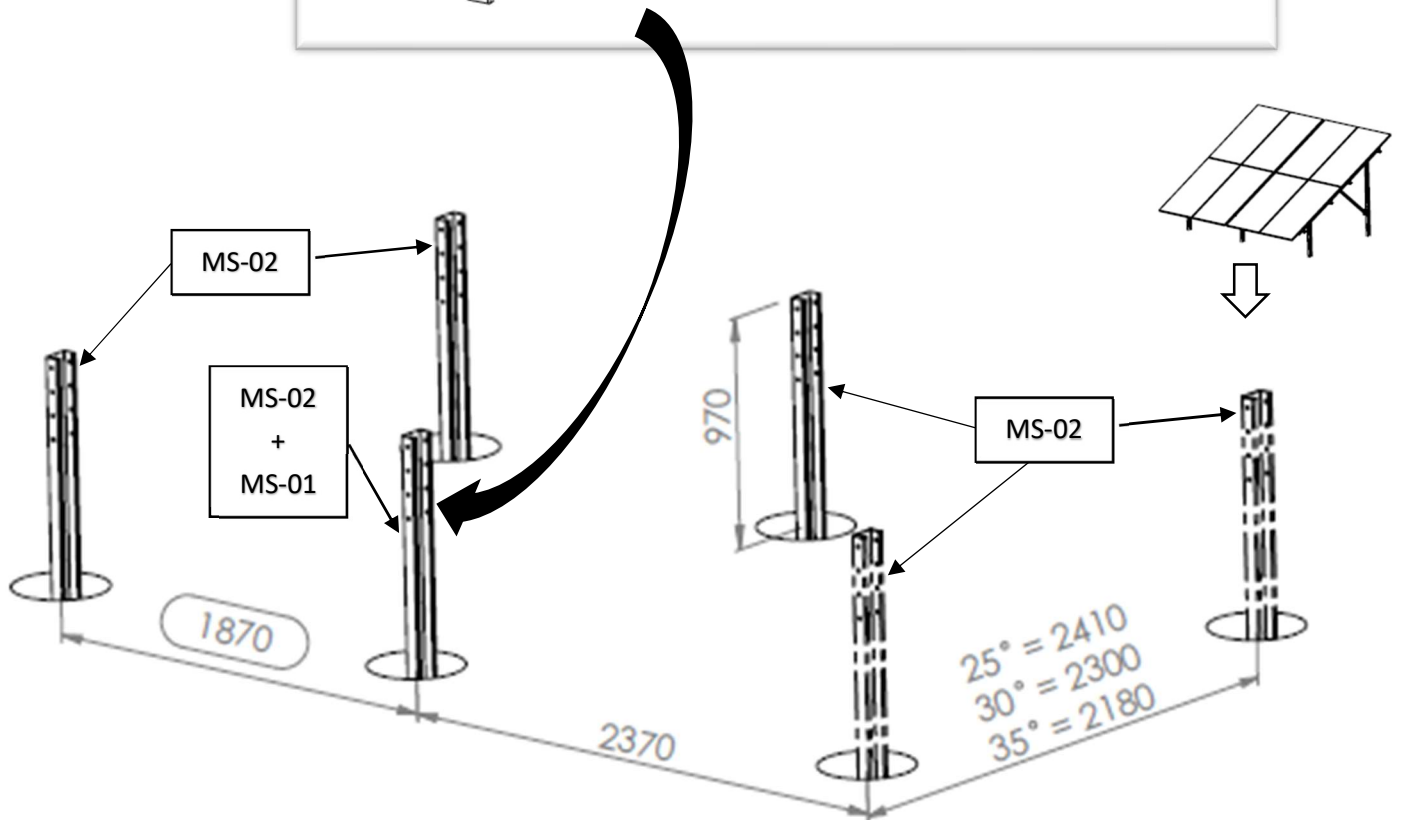
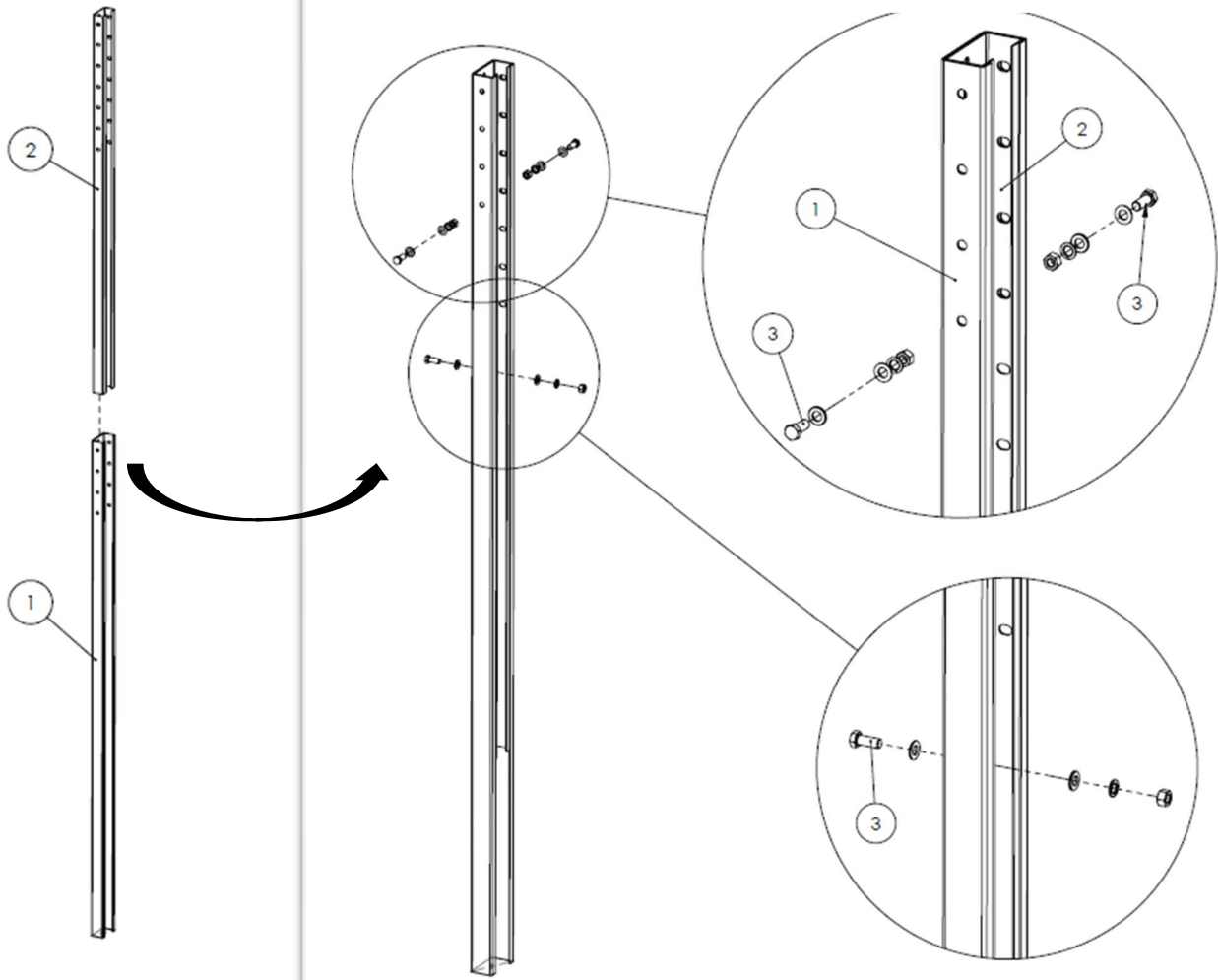



MS-02
+
MS-01



MS-02
+
MS-01

Instruction number
N2V_U-STRONG_V1
Release date
08.11.2024


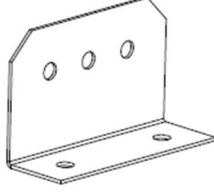
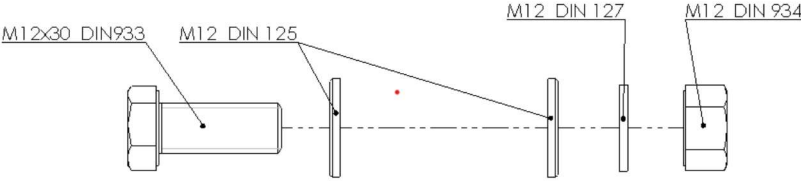


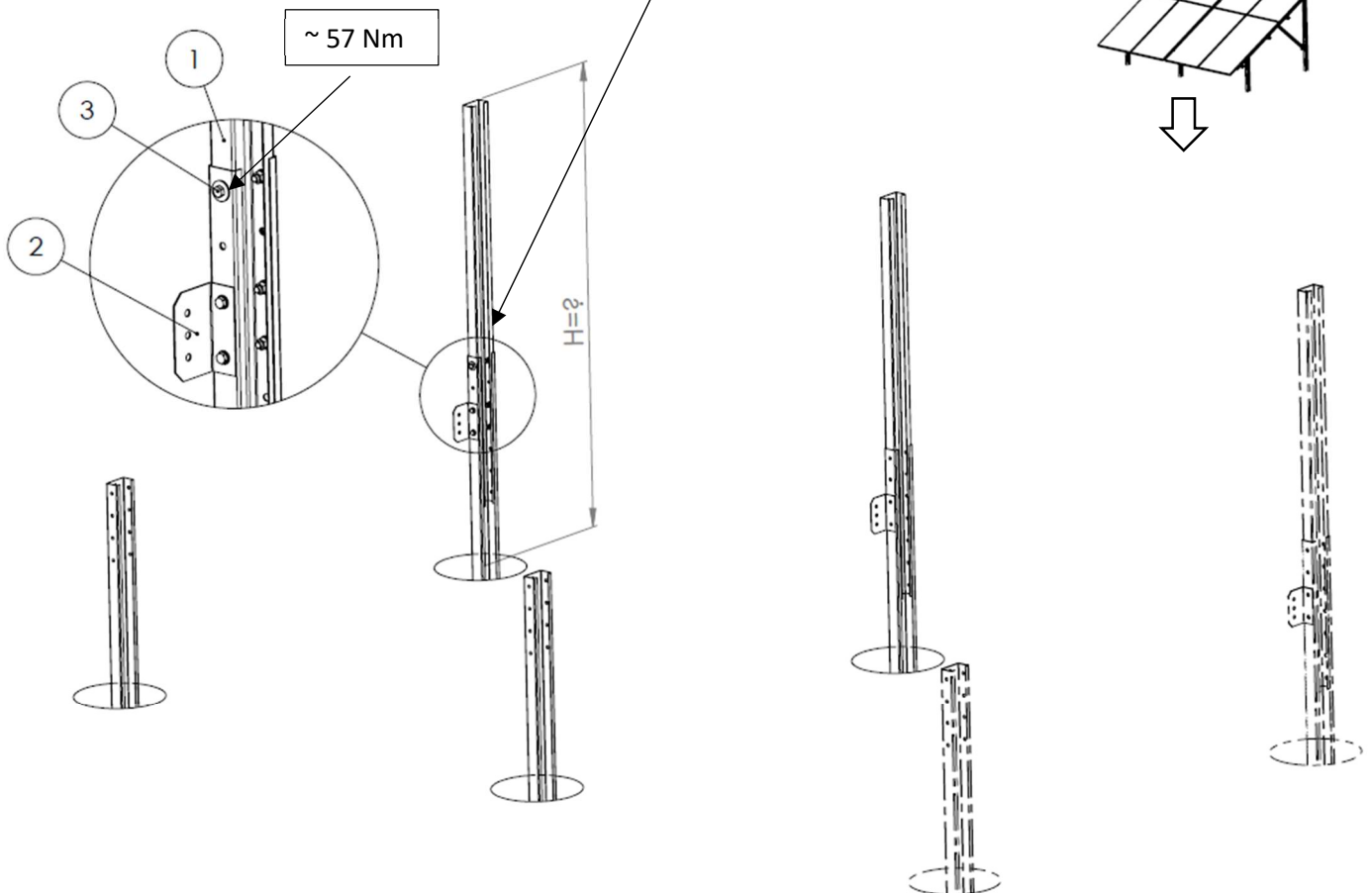
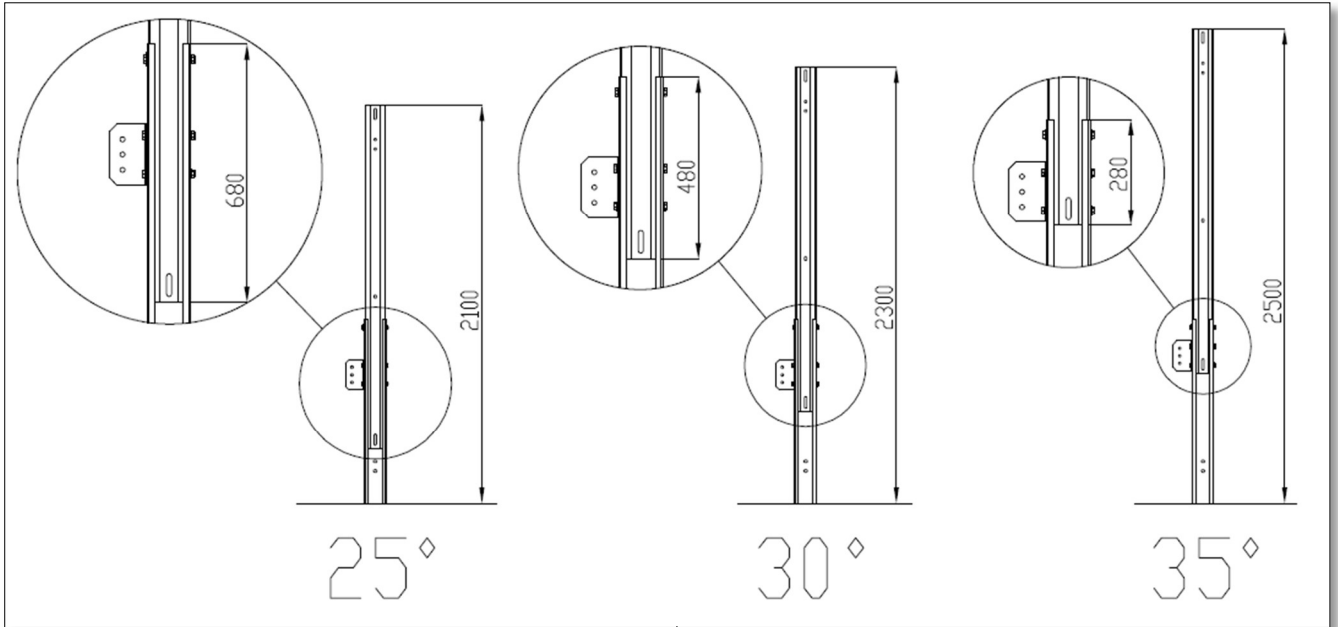
	N2V U-STRONG	MANUAL	WIND 28 m/s SNOW 1,6 kN/m²	Instruction number
				N2V_U-STRONG_V1
				Release date
				08.11.2024


STEP 5



A 19 mm

1	MS-01	
2	MM-01	
3	SET 1	


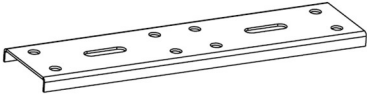
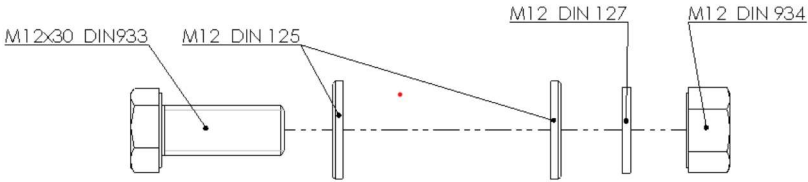
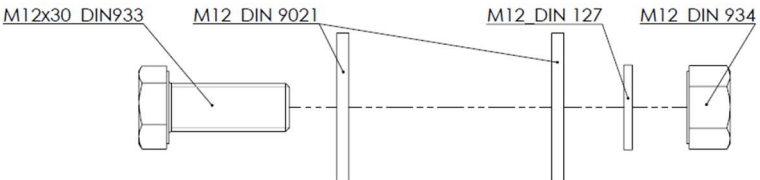


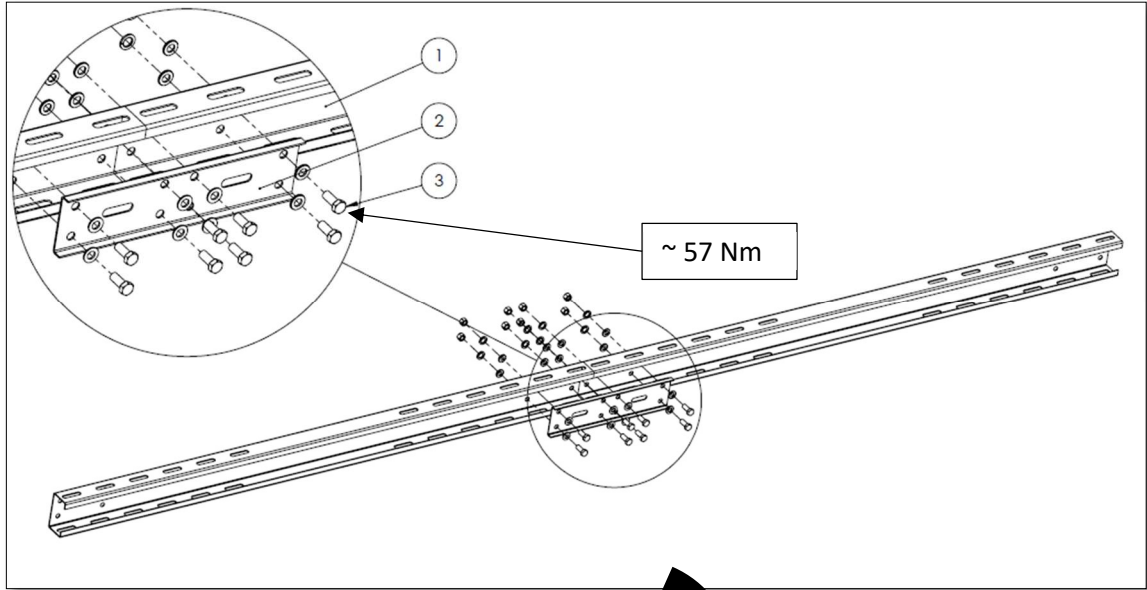
	N2V U-STRONG	MANUAL	WIND 28 m/s SNOW 1,6 kN/m²	Instruction number
				N2V_U-STRONG_V1
				Release date
				08.11.2024

STEP 6

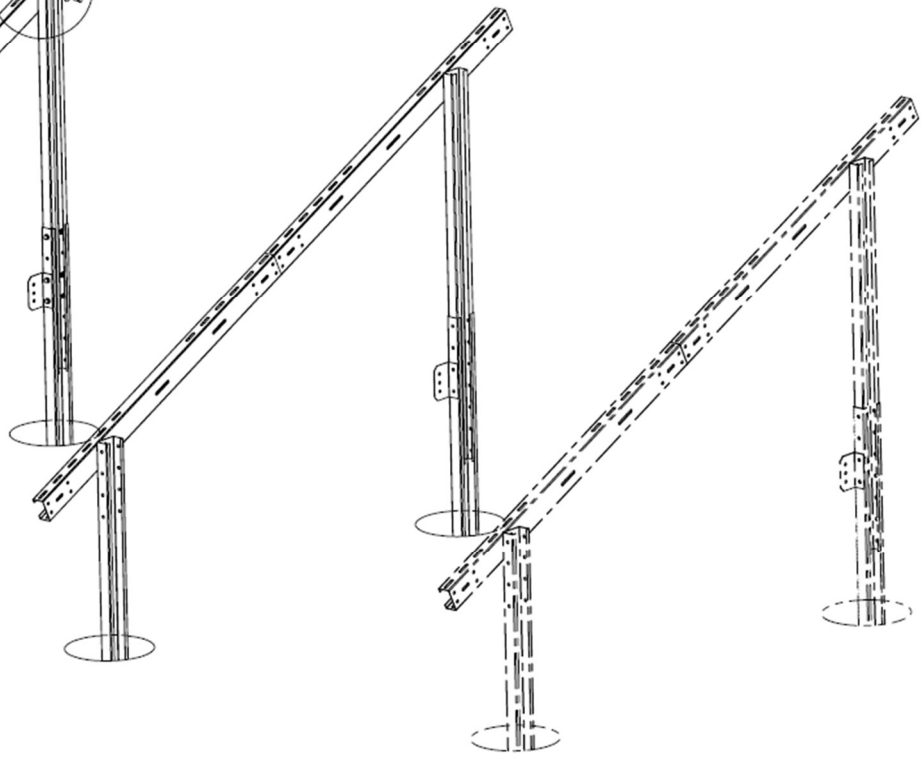
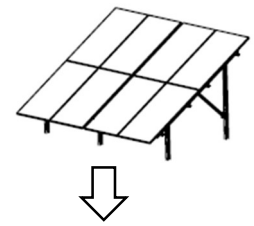
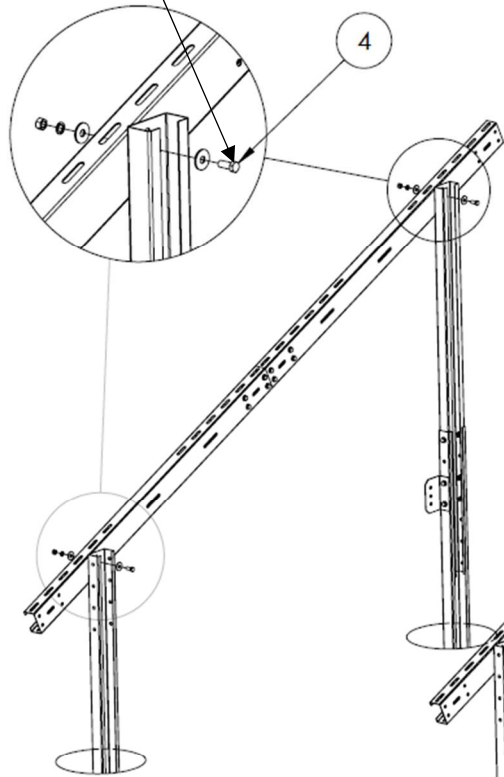



A 19 mm

1	MR-01	
2	ML-01	
3	SET 1	 <p>M12x30 DIN933 M12 DIN 125 M12 DIN 127 M12 DIN 934</p>
4	SET 2	 <p>M12x30 DIN933 M12 DIN 9021 M12 DIN 127 M12 DIN 934</p>



$\sim 57 \text{ Nm}$


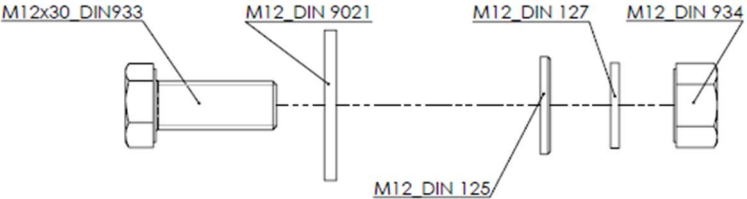
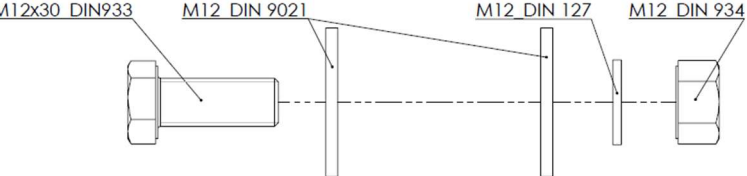


	N2V U-STRONG	MANUAL	WIND 28 m/s SNOW 1,6 kN/m²	Instruction number
				N2V_U-STRONG_V1
				Release date
				08.11.2024

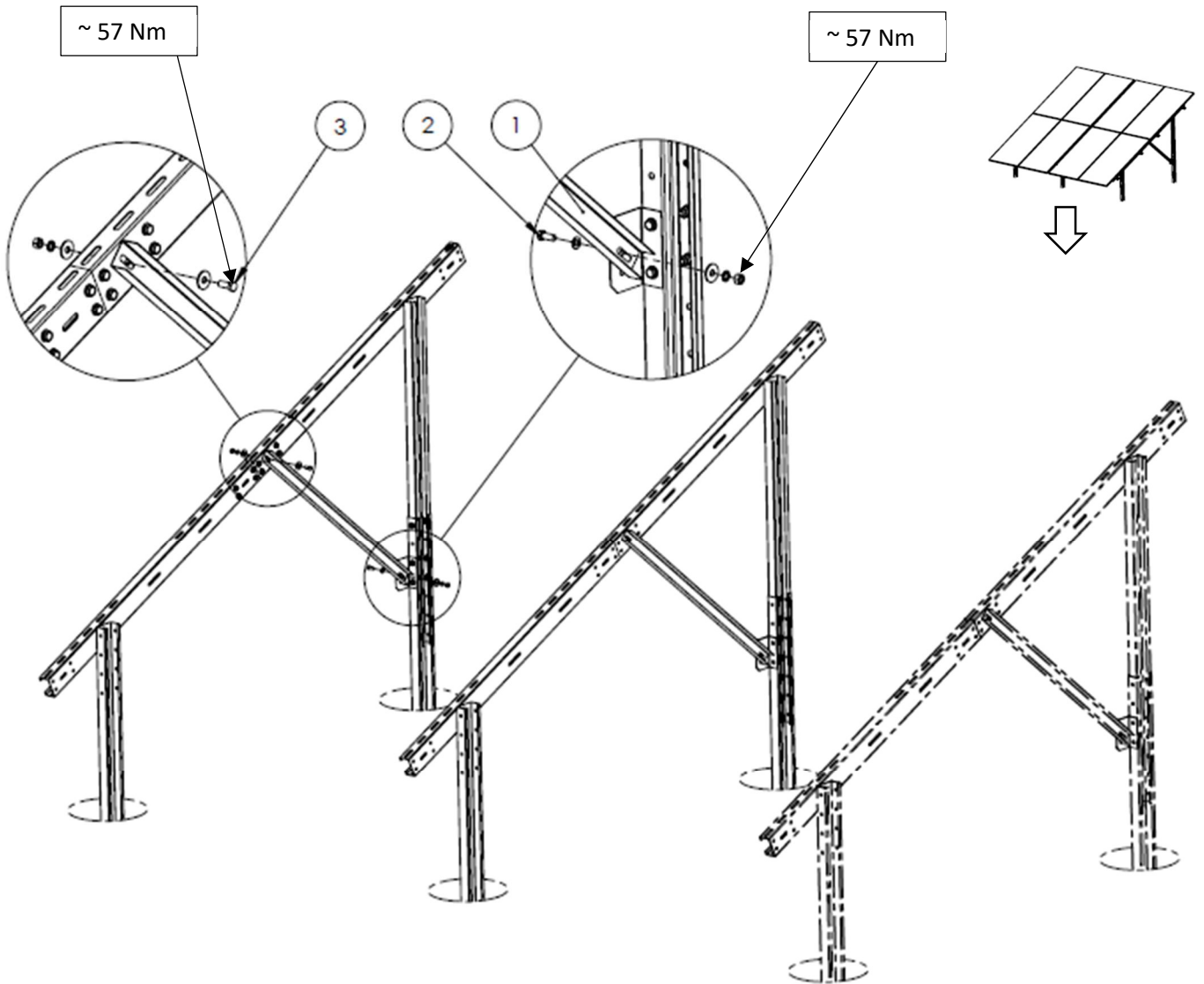
STEP 7




A 19 mm

1	MZ-01	
3	SET 2	
4	SET 3	

Instruction number
N2V_U-STRONG_V1
Release date
08.11.2024


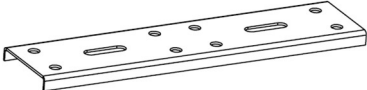
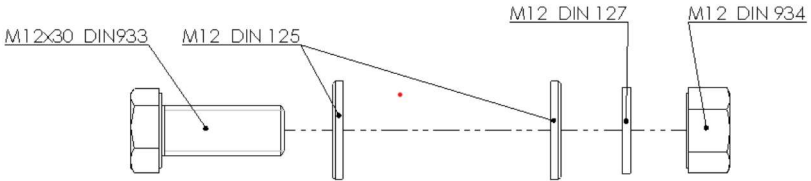
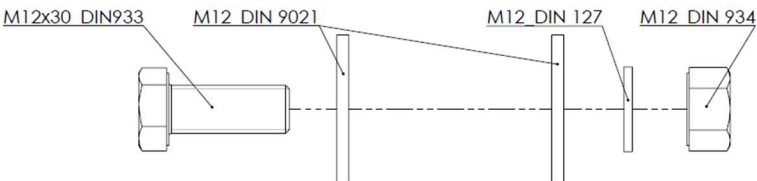


	N2V U-STRONG	MANUAL	WIND 28 m/s SNOW 1,6 kN/m²	Instruction number
				N2V_U-STRONG_V1
				Release date
				08.11.2024

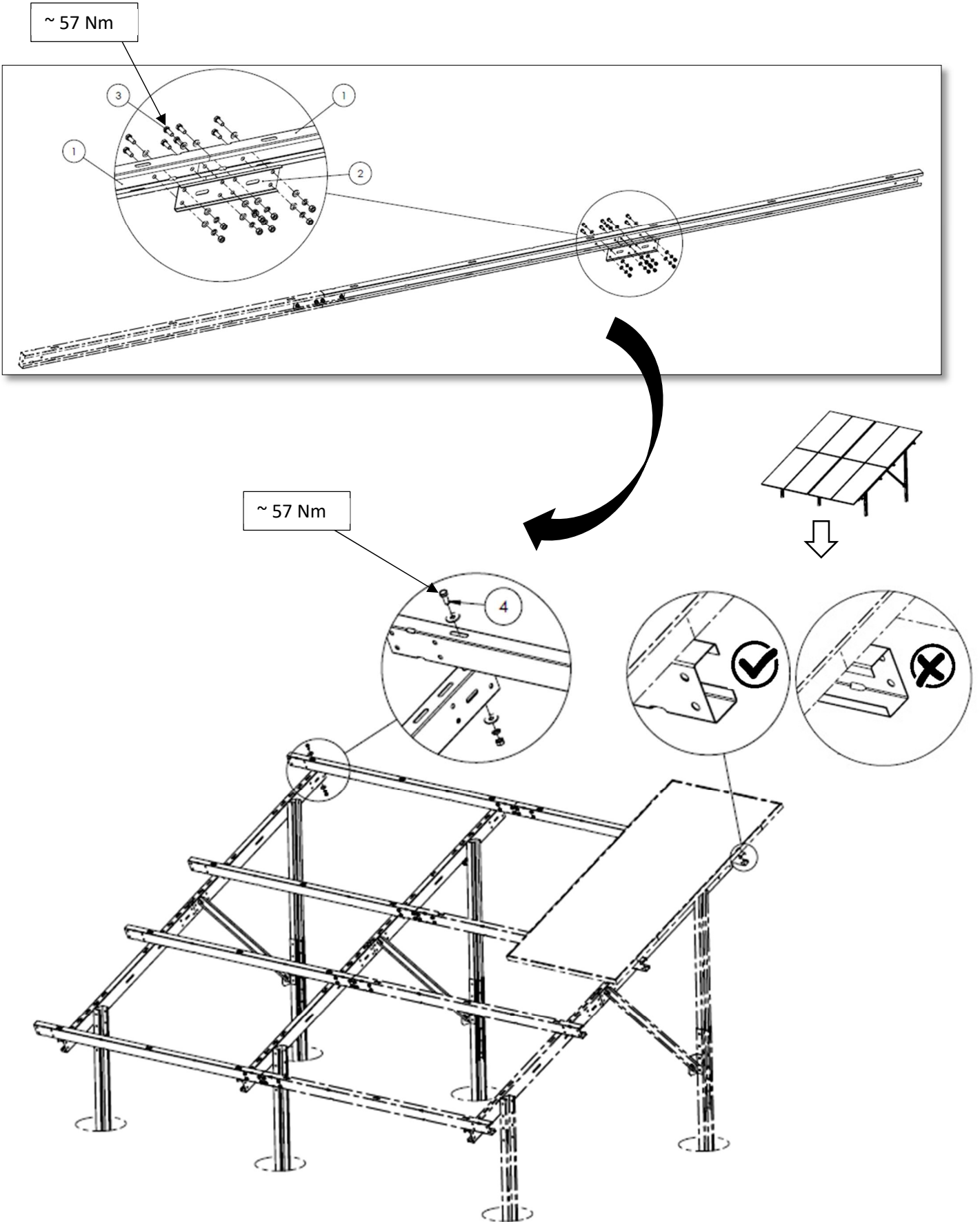
STEP 8




A 19 mm

1	MP-01	
2	ML-01	
3	SET 1	 <p>M12x30 DIN933 M12 DIN 125 M12 DIN 127 M12 DIN 934</p>
4	SET 2	 <p>M12x30 DIN933 M12 DIN 9021 M12 DIN 127 M12 DIN 934</p>

Instruction number
N2V_U-STRONG_V1
Release date
08.11.2024

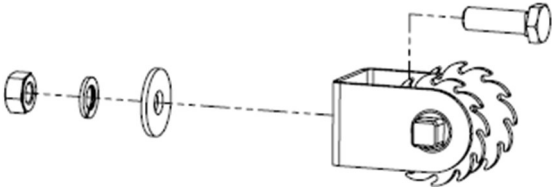




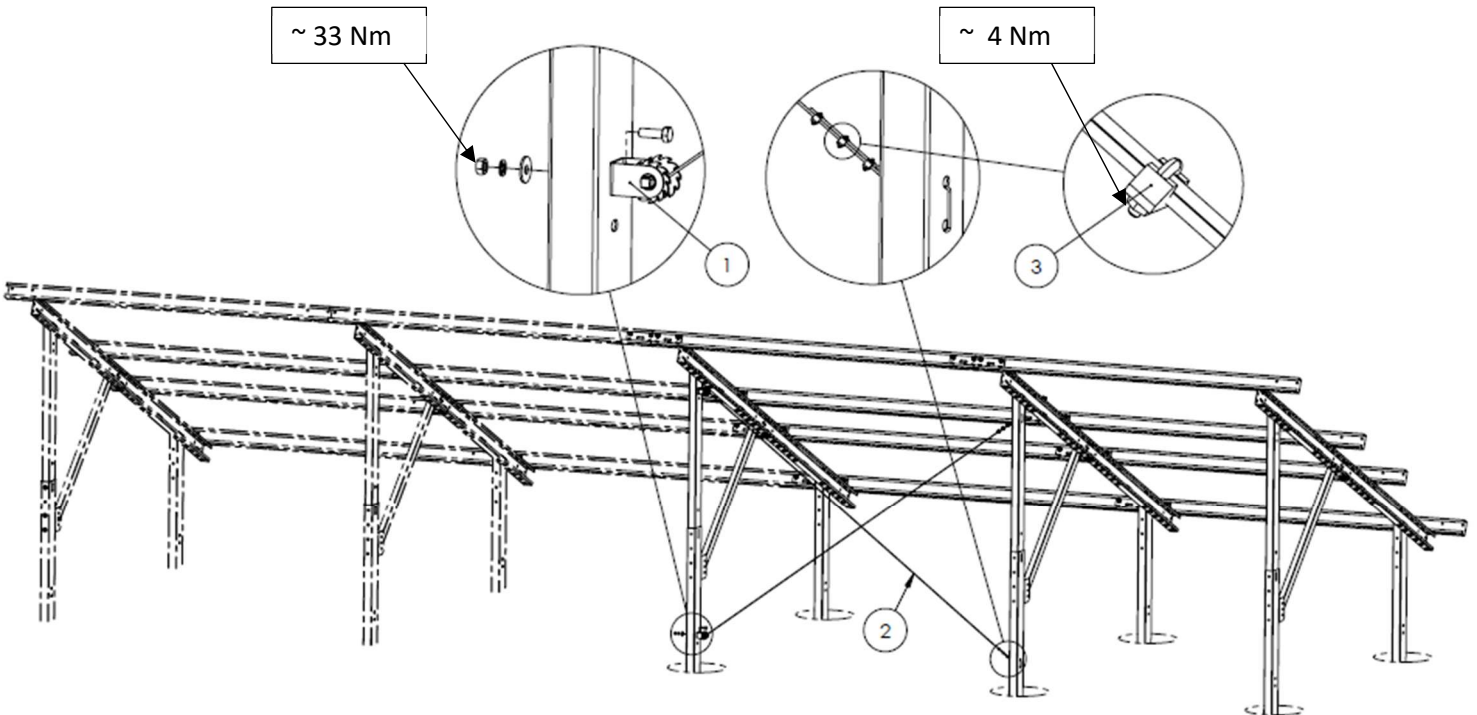
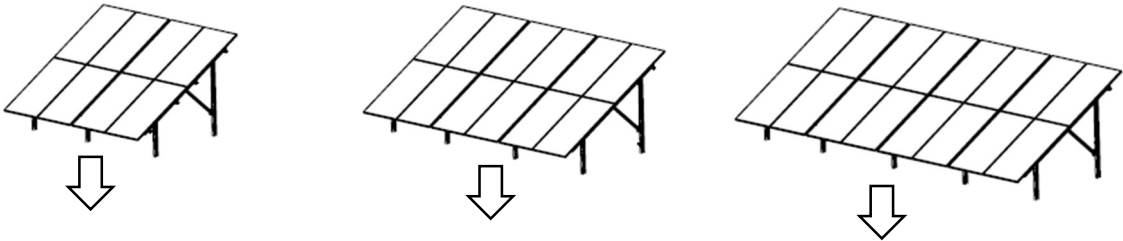
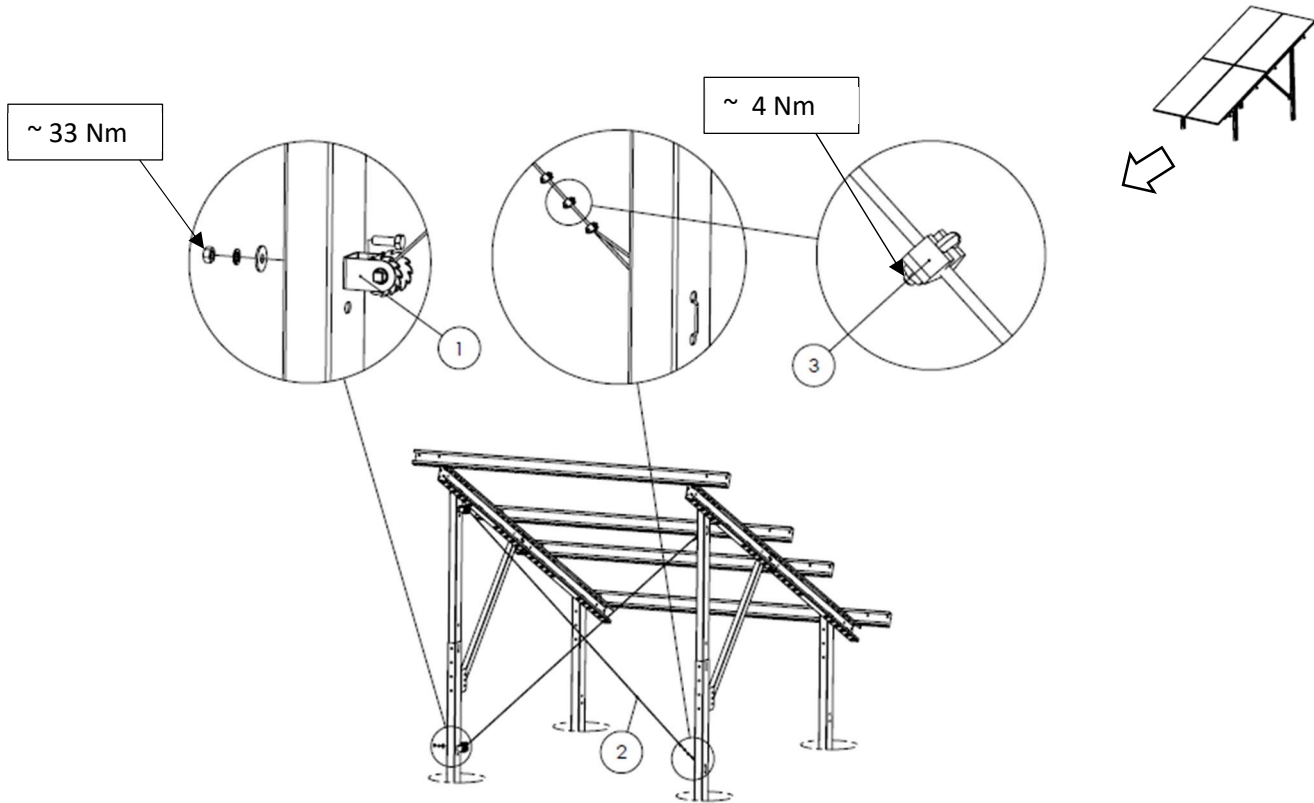
	N2V U-STRONG	MANUAL	WIND 28 m/s SNOW 1,6 kN/m²	Instruction number
				N2V_U-STRONG_V1
				Release date
				08.11.2024


STEP 9



A 17 mm
A 6 mm

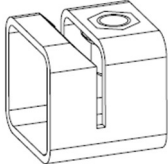
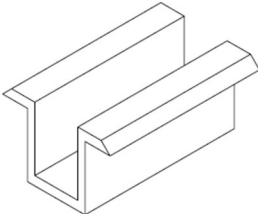
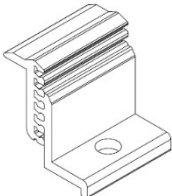


1	NT-01	
2	STEEL CABLE	
3	U-BOLT CLAMP	

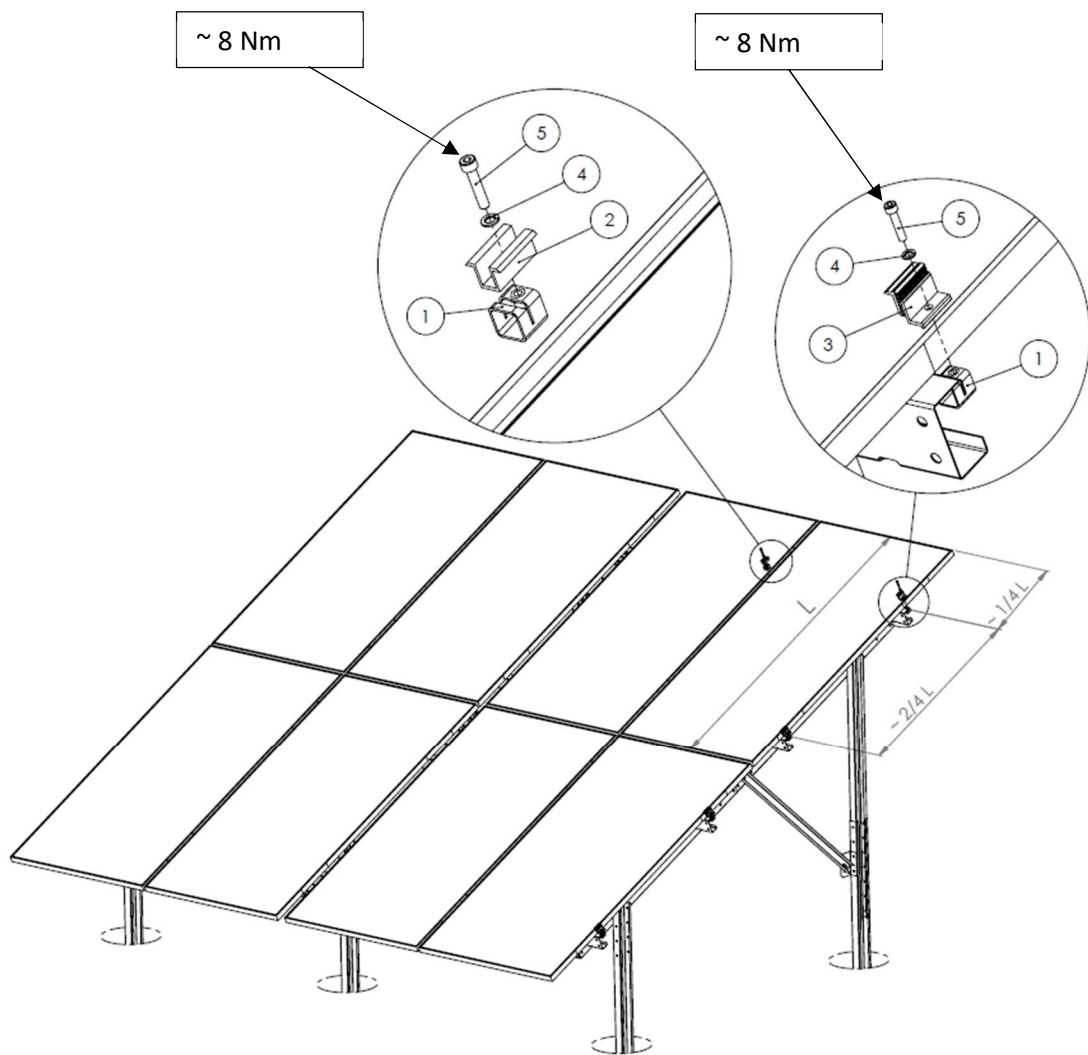
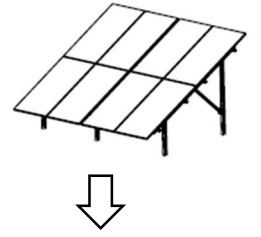



	N2V U-STRONG	MANUAL	WIND 28 m/s SNOW 1,6 kN/m²	Instruction number
				N2V_U-STRONG_V1
				Release date
				08.11.2024



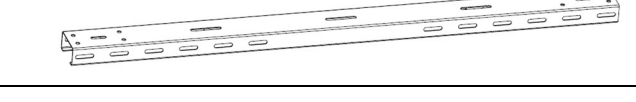
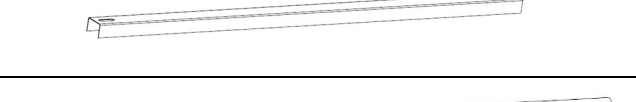

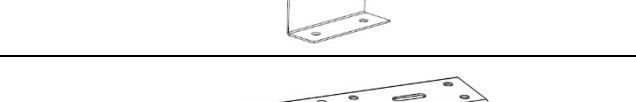
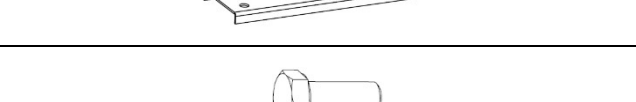
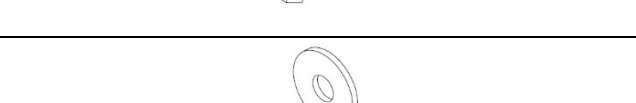
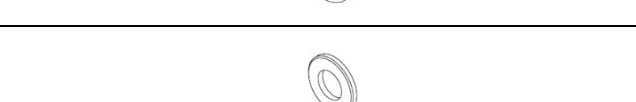

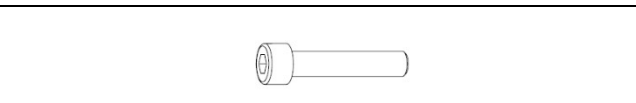

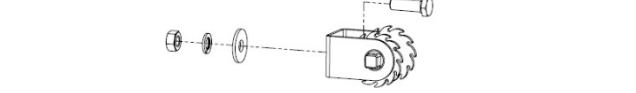

STEP 10




1	ZU1	
2	CLAMP	
3	END CLAMP	
4	M8 DIN 127	
5	M8x40 DIN 912	




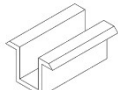





	N2V U-STRONG	MANUAL	WIND 28 m/s SNOW 1,6 kN/m²	Instruction number
				N2V_U-STRONG_V1
				Release date
				08.11.2024

NR.		QUANTITY [pcs]							
		4 pannels		8 pannels		12 pannels		16 pannels	
MS-02		4		6		8		10	
MS-01		2		3		4		5	
MR-01		4		6		8		10	
MZ-01		2		3		4		5	
MP-01		4		8		12		16	
MM-01		2		3		4		5	
ML-01		2		7		12		17	
M12x30 DIN 933		44		98		152		206	
M12 DIN 9021		30		45		60		75	
M12 DIN 125		58		151		244		337	
M12 DIN 127		44		98		152		206	
M8x40 DIN 912		12		20		28		36	
M8 DIN 127		12		20		28		36	
NT-01		2		2		2		2	

	N2V U-STRONG	MANUAL	WIND 28 m/s SNOW 1,6 kN/m2	Instruction number			
				N2V_U-STRONG_V1			
				Release date			
				08.11.2024			

STEEL CABLE	L=3,5 m 	2	2	2	2
-------------	---	---	---	---	---

NR.		QUANTITY [pcs]			
		4 pannels	8 pannels	12 pannels	16 pannels
U-BOLT CLAMP		6	6	6	6
ZU1		12	20	28	36
END CLAMP		8	8	8	8
CLAMP		4	12	20	28
MANUAL		1	1	1	1
CE MARKING		1	1	1	1
DECLARATION OF CONFIRMITY		1	1	1	1

.....
Packer's Signature

.....
Date

DECLARATION OF PERFORMANCE

No. SYNERGA 01/2021

- 1. Product** Construction Set:
Photovoltaic Mounting Structure N2V according to the specification dated
- 2. Intended Use** In accordance with the assembly manual N2V_U-STRONG_V1
- 3. Place of Production** SYNERGA POLSKA
Ul. Ustronna 45
93-350 Łódź, Polska
- 4. Assessment and Verification System of Performance Consistency:** System 2+
- 5. Harmonized Standard** EN 1090-1:2009+A1:2011
Notified Body TUV Thuringen Polska sp. z o.o. id: 2827
Certificate Number: 2827-CPR-PW01-1-1769-0311.24.00

6. Declared Performance Characteristics:

Essential Characteristics

Performance Properties

Construction Class	EXC1
Dimensional Tolerances	Class 1 according to EN 1090-2
Weldability	S350GD
Crack Resistance	NPD
Fatigue Strength	NPD
Load-Bearing Capacity	According to N2V design
Deformation at Serviceability Limit State	According to N2V design
Reaction to Fire	A1 (unpainted structure)
Fire Resistance	NPD
Cadmium and its Compounds Content	NPD
Radioactive Substances Content	NPD
Durability	In accordance with the N2V design

The performance characteristics of the product specified above are consistent with the declared set of performance properties. This declaration of performance is issued in accordance with Regulation (EU) No 305/2011 under the sole responsibility of the manufacturer specified above.

.....
On behalf of the manufacturer
[Name, Surname, Position]

.....
Date and Place of Issue



2827

SYNERGA POLSKA Sp. z o.o.
Ul. Dolna 59
98-160 Sędziejowice 24
24
2827-CPR-PW01-1-1769-0311.24.00

EN 1090-1:2009+A1:2011

Photovoltaic Mounting Structure N2V

Dimensional Tolerance: Class 1 according to EN1090-2,

Weldability: S350GD

Resistance to Brittle Fracture: NPD

Reaction to Fire: A1 according to EN 13501-1

Cadmium Emission: NPD

Radioactivity: NPD

Durability: In accordance with the N2V design and specification issued on

Structural Characteristics:

Structural Characteristics: NPD

Load-Bearing Capacity: Design and calculations according to EN 1993-1 No. N2V

Fire Resistance: NPD

Fatigue Strength: NPD

Execution: According to EN 1090-2

Execution Class: EXC1